

LIC PENSION FUND LIMITED

HALF YEARLY

**UN-AUDITED FINANCIAL
STATEMENTS**

OF

ALL THE SCHEMES

AS AT 30-SEPTEMBER-2023

	INDEX	Page Nos.
1	<u>Financial Statements Scheme E Tier-I</u> i) Balance Sheet ii) Revenue Account iii) Notes to Financial Statements	1 2 3-4
2	<u>Financial Statements Scheme E Tier-II</u> i) Balance Sheet ii) Revenue Account iii) Notes to Financial Statements	5 6 7-8
3	<u>Financial Statements Scheme C Tier-I</u> i) Balance Sheet ii) Revenue Account iii) Notes to Financial Statements	9 10 11-12
4	<u>Financial Statements Scheme C Tier-II</u> i) Balance Sheet ii) Revenue Account iii) Notes to Financial Statements	13 14 15-16
5	<u>Financial Statements Scheme G Tier-I</u> i) Balance Sheet ii) Revenue Account iii) Notes to Financial Statements	17 18 19-20
6	<u>Financial Statements Scheme G Tier-II</u> i) Balance Sheet ii) Revenue Account iii) Notes to Financial Statements	21 22 23-24
7	<u>Financial Statements Scheme CG</u> i) Balance Sheet ii) Revenue Account iii) Notes to Financial Statements	25 26 27-28
8	<u>Financial Statements Scheme SG</u> i) Balance Sheet ii) Revenue Account iii) Notes to Financial Statements	29 30 31-32
9	<u>Financial Statements Scheme NPS LITE</u> i) Balance Sheet ii) Revenue Account iii) Notes to Financial Statements	33 34 35-36

10	<u>Financial Statements Scheme CORP CG</u> i) Balance Sheet ii) Revenue Account iii) Notes to Financial Statements	37 38 39-40
11	<u>Financial Statements Scheme APY</u> i) Balance Sheet ii) Revenue Account iii) Notes to Financial Statements	41 42 43-44
12	<u>Financial Statements Scheme A TIER I</u> i) Balance Sheet ii) Revenue Account iii) Notes to Financial Statements	45 46 47-48
13	<u>Financial Statements Scheme Tax Saver Tier-2</u> i) Balance Sheet ii) Revenue Account iii) Notes to Financial Statements	49 50 51-52
14	<u>Financial Statements Scheme APY FUND</u> i) Balance Sheet ii) Revenue Account iii) Notes to Financial Statements	53 54 55-56


NATIONAL PENSION SYSTEM TRUST

NPS TRUST - A/C LIC PENSION FUND LIMITED'S PENSION FUND SCHEME - E TIER I

HALF YEARLY (UN AUDITED) BALANCE SHEET AS AT SEPTEMBER 30, 2023

	Schedules	As at Sept 30, 2023 ₹	As at Sept 30, 2022 ₹
Liabilities			
Unit Capital	1	11,93,82,51,246	9,66,90,37,337
Reserves and Surplus	2	29,00,52,86,130	18,52,07,44,832
Current Liabilities and Provisions	3	3,69,22,323	3,48,65,604
Total		40,98,04,59,699	28,22,46,47,773
Assets			
Investments	4	40,64,40,14,796	28,20,51,96,966
Deposits	5	-	-
Other Current Assets	6	33,64,44,903	1,94,50,807
Total		40,98,04,59,699	28,22,46,47,773
(a) Net assets as per Balance Sheet		40,94,35,37,376	28,18,97,82,169
(b) Number of Units outstanding		1,19,38,25,125	96,69,03,734
(c) NAV Per Units		34.2961	29.1547

For LIC Pension Fund Ltd


MD & CEO



Date: 12 OCT 2023
Place: Mumbai


NATIONAL PENSION SYSTEM TRUST

NPS TRUST - A/C LIC PENSION FUND LIMITED'S PENSION FUND SCHEME - E TIER I

HALF YEARLY (UN AUDITED) REVENUE ACCOUNT FOR THE HALF YEAR ENDED SEPTEMBER 30, 2023

Particulars	Half Year ended Sept 30, 2023 ₹	Half Year ended Sept 30, 2022 ₹
Income		
Dividend	36,70,87,654	24,14,35,923
Interest	-	5,18,082
Profit on sale/redemption of investments	48,40,37,316	8,28,39,649
Profit on inter-scheme transfer/sale of investments	-	-
Unrealized gain on appreciation in investments	4,34,02,98,144	(9,53,34,670)
Other Income	-	13
Total	5,19,14,23,114	22,94,58,997
Expenses and Losses		
Unrealized losses in value of investments	-	-
Loss on sale/redemption of investments	3,01,07,208	-
Loss on inter-scheme transfer/sale of investments	-	-
Management fees	97,57,375	73,99,324
NPS Trust fees	9,41,658	6,59,071
Custodian fees	-	63,575
Depository and settlement charges	91,843	-
Other Expenses	1	-
Total	4,08,98,085	81,21,970
Surplus/(Deficit) for the year	5,15,05,25,029	22,13,37,027
Less: Amount transferred to Unrealized appreciation account	4,34,02,98,144	(9,53,34,670)
Less: Amount transferred to General Reserve	81,02,26,885	31,66,71,697
Amount carried forward to Balance Sheet	-	-

For LIC Pension Fund Ltd


MD & CEO



Date: 12 OCT 2023
Place: Mumbai

NATIONAL PENSION SYSTEM TRUST

NPS TRUST - A/C LIC PENSION FUND LIMITED'S PENSION FUND SCHEME - E TIER I

NOTES ANNEXED TO AND FORMING PART OF THE BALANCE SHEET AS AT SEPT 30, 2023

Schedule 1	As at SEPT 30, 2023 ₹	As at SEPT 30, 2022 ₹
Unit Capital		
Initial Capital*		
Outstanding at the beginning of the year	11,06,60,82,106	8,76,40,44,703
Add :Units issued during the year	1,48,44,66,877	1,35,61,50,650
Less: Units redeemed during the year	61,22,97,737	45,11,58,016
Outstanding at the end of the year	<u>11,93,82,51,246</u>	<u>9,66,90,37,337</u>

(Face Value of Rs.10/- each unit, fully paid up)

Outstanding units at the beginning of the year	1,10,66,08,211	87,64,04,470
Add :Units issued during the year	14,84,46,688	13,56,15,065
Less: Units redeemed during the year	6,12,29,774	4,51,15,801
Outstanding Units at the end of the year	<u>1,19,38,25,125</u>	<u>96,69,03,734</u>

Schedule 2	As at SEPT 30, 2023 ₹	As at SEPT 30, 2022 ₹
Reserves and Surplus		
Unit Premium Reserve		
Opening Balance	13,70,24,92,946	9,19,20,16,870
Add: Premium on Units issued	3,34,21,09,277	2,50,01,79,008
Less: Premium on Units redeemed	1,39,32,25,125	83,31,54,117
Closing Balance	<u>15,65,13,77,098</u>	<u>10,85,90,41,761</u>
General Reserve		
Opening Balance	2,61,52,06,434	1,81,22,03,236
Add: Transfer from Revenue Account	81,02,26,885	31,66,71,697
Less: Transfer to Unit Premium Reserve	-	-
Closing Balance	<u>3,42,54,33,319</u>	<u>2,12,88,74,933</u>
Unrealized Appreciation Account		
Opening Balance	5,58,81,77,569	5,62,81,62,808
Add: Adjustment for Previous years unrealized appreciation reserve	-	-
(Less)/Add: Transfer (to)/from Revenue Account	4,34,02,98,144	(9,53,34,670)
Closing Balance	<u>9,92,84,75,713</u>	<u>5,53,28,28,138</u>
Total	<u><u>29,00,52,86,130</u></u>	<u><u>18,52,07,44,832</u></u>

Schedule 3	As at SEPT 30, 2023 ₹	As at SEPT 30, 2022 ₹
Current Liabilities and Provisions		
Current Liabilities		
Redemption Payable	3,49,45,713	1,33,33,002
Contract for Purchase of Investments	-	2,00,57,354
TDS Payable	-	-
Sundry Creditors for expenses	19,76,610	14,75,248
Total	<u><u>3,69,22,323</u></u>	<u><u>3,48,65,604</u></u>



NATIONAL PENSION SYSTEM TRUST

NPS TRUST - A/C LIC PENSION FUND LIMITED'S PENSION FUND SCHEME - E TIER I

NOTES ANNEXED TO AND FORMING PART OF THE BALANCE SHEET AS AT SEPT 30, 2023

Schedule 4	As at SEPT 30, 2023 ₹	As at SEPT 30, 2022 ₹
Investments (Long Term and Short Term)		
Equity Shares	40,16,23,82,684	27,04,54,05,821
Preference Shares	-	-
Debentures and Bonds Listed/Awaiting Listing	-	-
Central and State Government Securities (including T-Bills)	-	-
Commercial Paper	-	-
AIF's/REITs/INVITs/ABS etc	-	-
Basel III Tier I bonds	-	-
Others - Mutual Fund Units	48,16,32,112	1,15,97,91,145
- Certificates of Deposit	-	-
Total	40,64,40,14,796	28,20,51,96,966

Schedule 5	As at SEPT 30, 2023 ₹	As at SEPT 30, 2022 ₹
Deposits		
Deposits with Scheduled Banks	-	-
Total	-	-

Schedule 6	As at SEPT 30, 2023 ₹	As at SEPT 30, 2022 ₹
Other Current Assets		
Outstanding and accrued income	-	-
Balance with Trustee Bank	30,23,07,379	-
Dividend Receivable	65,08,342	94,30,629
Application Pending Allotment	-	-
Contract for sale of investments	2,76,29,182	1,00,20,178
Margin Money	-	-
Brokerage receivable from LIC Pension Fund Ltd.	-	-
Total	33,64,44,903	1,94,50,807



NATIONAL PENSION SYSTEM TRUST

NPS TRUST - A/C LIC PENSION FUND LIMITED'S PENSION FUND SCHEME - E TIER II

HALF YEARLY (UN AUDITED) BALANCE SHEET AS AT SEPTEMBER 30, 2023

	Schedules	As at Sept. 30, 2023 ₹	As at Sept. 30, 2022 ₹
Liabilities			
Unit Capital	1	45,74,86,659	41,87,29,369
Reserves and Surplus	2	85,36,32,811	60,64,92,626
Current Liabilities and Provisions	3	73,32,514	21,65,892
Total		1,31,84,51,984	1,02,73,87,887
Assets			
Investments	4	1,30,72,04,176	1,02,69,07,136
Deposits	5	-	-
Other Current Assets	6	1,12,47,808	4,80,751
Total		1,31,84,51,984	1,02,73,87,887
(a) Net assets as per Balance Sheet		1,31,11,19,470	1,02,52,21,995
(b) Number of Units outstanding		4,57,48,666	4,18,72,937
(C) NAV Per Units		28.6592	24.4841

For LIC Pension Fund Ltd

[Signature]

MD & CEO



Date: 12 OCT 2023
Place: Mumbai

NATIONAL PENSION SYSTEM TRUST

NPS TRUST - A/C LIC PENSION FUND LIMITED'S PENSION FUND SCHEME - E TIER II

HALF YEARLY (UN AUDITED) REVENUE ACCOUNT FOR THE HALF YEAR ENDED SEPTEMBER 30, 2023

Particulars	Half Year ended Sept 30, 2023 ₹	Half Year ended Sept 30, 2022 ₹
Income		
Dividend	1,17,96,852	92,74,246
Interest	-	-
Profit on sale/redemption of investments	1,91,22,058	73,10,692
Profit on inter-scheme transfer/sale of investments	-	-
Unrealized gain on appreciation in investments	13,55,89,874	(22,40,415)
Other Income	-	4
Total	16,65,08,784	1,43,44,527
Expenses and Losses		
Unrealized losses in value of investments	-	-
Loss on sale/redemption of investments	12,72,583	-
Loss on inter-scheme transfer/sale of investments	-	-
Management fees	3,20,088	2,75,134
NPS Trust fees	30,887	24,505
Custodian fees	-	3,049
Depository and settlement charges	3,251	-
Other Expenses	-	-
Total	16,26,809	3,02,688
Surplus/(Deficit) for the year	16,48,81,975	1,40,41,839
Less: Amount transferred to Unrealized appreciation account	13,55,89,874	(22,40,415)
Less: Amount transferred to General Reserve	2,92,92,101	1,62,82,254
Amount carried forward to Balance Sheet	-	-

For LIC Pension Fund Ltd

290401

MD & CEO

A

Date: 12 OCT 2023

Place: Mumbai



NATIONAL PENSION SYSTEM TRUST

NPS TRUST - A/C LIC PENSION FUND LIMITED'S PENSION FUND SCHEME - E TIER II

NOTES ANNEXED TO AND FORMING PART OF THE BALANCE SHEET AS AT SEPTEMBER 30, 2023

Schedule 1	As at Sept 30, 2023 ₹	As at Sept 30, 2022 ₹
Unit Capital		
Initial Capital*		
Outstanding at the beginning of the year	44,01,93,935	38,45,68,858
Add :Units issued during the year	8,16,96,486	11,03,73,314
Less: Units redeemed during the year	6,44,03,762	7,62,12,803
Outstanding at the end of the year	45,74,86,659	41,87,29,369
(Face Value of Rs.10/- each unit, fully paid up)		
Outstanding units at the beginning of the year	4,40,19,394	3,84,56,886
Add :Units issued during the year	81,69,649	1,10,37,331
Less: Units redeemed during the year	64,40,376	76,21,280
Outstanding Units at the end of the year	4,57,48,666	4,18,72,937
Schedule 2	As at Sept 30, 2023 ₹	As at Sept 30, 2022 ₹
Reserves and Surplus		
Unit Premium Reserve		
Opening Balance	36,55,60,383	28,73,75,459
Add: Premium on Units issued	14,12,76,250	15,04,78,491
Less: Premium on Units redeemed	11,21,62,947	10,51,53,583
Closing Balance	39,46,73,686	33,27,00,367
General Reserve		
Opening Balance	11,65,69,429	7,62,47,624
Add: Transfer from Revenue Account	2,92,92,101	1,62,82,254
Less: Transfer to Unit Premium Reserve	-	-
Closing Balance	14,58,61,530	9,25,29,878
Unrealized Appreciation Account		
Opening Balance	17,75,07,721	18,35,02,796
Add: Adjustment for Previous years unrealized appreciation reserve	-	-
Add/(Less): Transfer from/(to) Revenue Account	13,55,89,874	(22,40,415)
Closing Balance	31,30,97,595	18,12,62,381
Total	85,36,32,811	60,64,92,626
Schedule 3	As at Sept 30, 2023 ₹	As at Sept 30, 2022 ₹
Current Liabilities and Provisions		
Current Liabilities		
Redemption Payable	72,69,103	21,11,635
Contract for Purchase of Investments	-	-
TDS Payable	-	-
Sundry Creditors for expenses	63,411	54,257
Total	73,32,514	21,65,892



Schedule 4	As at Sept 30, 2023 ₹	As at Sept 30, 2022 ₹
Investments (Long Term and Short Term)		
Equity Shares	1,28,44,34,458	99,65,72,655
Preference Shares	-	-
Debentures and Bonds Listed/Awaiting Listing	-	-
Central and State Government Securities (including T-Bills)	-	-
Commercial Paper	-	-
AIF's/REITs/INVITs/ABS etc	-	-
Basel III Tier I bonds	-	-
Others - Mutual Fund Units	2,27,69,718	3,03,34,481
- Certificates of Deposit	-	-
Total	1,30,72,04,176	1,02,69,07,136

Schedule 5	As at Sept 30, 2023 ₹	As at Sept 30, 2022 ₹
Deposits		
Deposits with Scheduled Banks	-	-
Total	-	-

Schedule 6	As at Sept 30, 2023 ₹	As at Sept 30, 2022 ₹
Other Current Assets		
Outstanding and accrued income	-	-
Balance with Trustee Bank	95,59,306	1
Dividend Receivable	87,500	4,80,750
Application Pending Allotment	-	-
Contract for sale of investments	16,01,002	-
Sundry Debtors	-	-
Total	1,12,47,808	4,80,751



NATIONAL PENSION SYSTEM TRUST

NPS TRUST - A/C LIC PENSION FUND LIMITED'S PENSION FUND SCHEME - C TIER I

HALF YEARLY (UN AUDITED) BALANCE SHEET AS AT SEPTEMBER 30, 2023

	Schedules	As at Sept. 30, 2023 ₹	As at Sept. 30, 2022 ₹
Liabilities			
Unit Capital	1	9,83,36,59,155	7,96,38,66,388
Reserves and Surplus	2	13,98,99,43,023	9,95,69,72,599
Current Liabilities and Provisions	3	1,52,80,261	72,12,842
Total		23,83,88,82,439	17,92,80,51,829
Assets			
Investments	4	22,95,07,08,522	17,41,14,87,467
Deposits	5	-	-
Other Current Assets	6	88,81,73,917	51,65,64,362
Total		23,83,88,82,439	17,92,80,51,829
(a) Net assets as per Balance Sheet		23,82,36,02,178	17,92,08,38,987
(b) Number of Units outstanding		98,33,65,916	79,63,86,639
(c) NAV Per Units		24.2266	22.5027

For LIC Pension Fund Ltd

Rajiv

MD & CEO



Date: 12 OCT 2023
Place: Mumbai



NATIONAL PENSION SYSTEM TRUST

NPS TRUST - A/C LIC PENSION FUND LIMITED'S PENSION FUND SCHEME - C TIER I

HALF YEARLY (UN AUDITED) REVENUE ACCOUNT FOR THE YEAR ENDED SEPTEMBER 30, 2023

Particulars	Half Year ended Sept 30, 2023 ₹	Half Year ended Sept 30, 2022 ₹
Income		
Dividend	-	-
Interest	80,99,20,417	60,25,05,641
Profit on sale/redemption of investments	2,12,96,396	1,07,43,554
Profit on inter-scheme transfer/sale of investments	-	-
Unrealized gain on appreciation in investments	4,43,26,262	-
Other Income	-	14
Total	87,55,43,075	61,32,49,209
Expenses and Losses		
Unrealized losses in value of investments	-	58,62,14,738
Loss on sale/redemption of investments	1,36,77,074	-
Loss on inter-scheme transfer/sale of investments	-	-
Management fees	58,40,994	47,64,081
NPS Trust fees	5,63,517	4,24,221
Custodian fees	-	42,953
Depository and settlement charges	48,468	139
Provision for Non-performing assets	-	(5,454)
Other Expenses	1	-
Total	2,01,30,054	59,14,40,678
Surplus/(Deficit) for the year	85,54,13,021	2,18,08,531
Less: Amount transferred to Unrealized appreciation account	4,43,26,262	(58,62,14,738)
Less: Amount transferred to General Reserve	81,10,86,759	60,80,23,269
Amount carried forward to Balance Sheet	-	-

For LIC Pension Fund Ltd


 MD & CEO

 Date: 12 OCT 2023
 Place: Mumbai

NATIONAL PENSION SYSTEM TRUST

NPS TRUST - A/C LIC PENSION FUND LIMITED'S PENSION FUND SCHEME - C TIER I

NOTES ANNEXED TO AND FORMING PART OF THE BALANCE SHEET AS AT SEPTEMBER 30, 2023

Schedule 1	As at Sept. 30, 2023 ₹	As at Sept. 30, 2022 ₹
Unit Capital		
Initial Capital*		
Outstanding at the beginning of the year	9,02,35,88,565	7,17,29,91,994
Add :Units issued during the year	1,18,37,63,295	1,09,11,00,895
Less: Units redeemed during the year	37,36,92,705	30,02,26,501
Outstanding at the end of the year	9,83,36,59,155	7,96,38,66,388
(Face Value of Rs.10/- each unit, fully paid up)		
Outstanding units at the beginning of the year	90,23,58,857	71,72,99,199
Add :Units issued during the year	11,83,76,330	10,91,10,090
Less: Units redeemed during the year	3,73,69,271	3,00,22,650
Outstanding Units at the end of the year	98,33,65,916	79,63,86,639
Schedule 2	As at Sept. 30, 2023 ₹	As at Sept. 30, 2022 ₹
Reserves and Surplus		
Unit Premium Reserve		
Opening Balance	9,06,62,64,166	6,72,86,62,419
Add: Premium on Units issued	1,64,20,36,035	1,33,57,44,490
Less: Premium on Units redeemed	51,85,58,407	36,74,15,427
Closing Balance	10,18,97,41,794	7,69,69,91,482
General Reserve		
Opening Balance	3,41,91,39,778	2,12,70,73,016
Add: Transfer from Revenue Account	81,10,86,759	60,80,23,268
Less: Transfer to Unit Premium Reserve	-	-
Closing Balance	4,23,02,26,537	2,73,50,96,284
Unrealized Appreciation Account		
Opening Balance	(47,43,51,570)	11,10,99,571
Add: Adjustment for Previous years unrealized appreciation reserve	-	-
Add/(Less): Transfer from/(to) Revenue Account	4,43,26,262	(58,62,14,738)
Closing Balance	(43,00,25,308)	(47,51,15,167)
Total	13,98,99,43,023	9,95,69,72,599
Schedule 3	As at Sept. 30, 2023 ₹	As at Sept. 30, 2022 ₹
Current Liabilities and Provisions		
Current Liabilities		
Redemption Payable	1,41,44,253	62,89,347
TDS Payable	-	-
Sundry Creditors for expenses	11,36,008	9,23,495
Provision for assets upgraded as performing assets	-	-
Interest received in advance	-	-
Contract for Purchase of Investments	-	-
Total	1,52,80,261	72,12,842



Schedule 4	As at Sept. 30, 2023 ₹	As at Sept. 30, 2022 ₹
Investments (Long Term and Short Term)		
Equity Shares	-	-
Preference Shares	-	-
Debentures and Bonds Listed/Awaiting Listing	22,57,66,36,376	17,02,94,09,346
Central and State Government Securities (including T-Bills)	-	-
Commercial Paper	-	-
AIF's/REITs/INVITs/ABS etc		
Basel III Tier I bonds		
Others - Mutual Fund Units	37,40,72,146	38,20,78,121
- Certificates of Deposit	-	-
Non Convertible Debentures classified as Non performing investment	-	90,00,000
Less: Provision on Non performing investment	-	(90,00,000)
Total	22,95,07,08,522	17,41,14,87,467

Schedule 5	As at Sept. 30, 2023 ₹	As at Sept. 30, 2022 ₹
Deposits		
Deposits with Scheduled Banks	-	-
Total	-	-

Schedule 6	As at Sept. 30, 2023 ₹	As at Sept. 30, 2022 ₹
Other Current Assets		
Outstanding and accrued Income	71,00,47,229	51,63,79,561
Balance with Trustee Bank	17,81,26,688	1,84,801
Application Pending Allotment	-	-
Contract for sale of investments	-	-
Interest Receivable on Non-Performing Investments	27,18,510	27,18,510
Less: Provision for interest on Non-Performing Investment	(27,18,510)	(27,18,510)
Sundry Debtors	-	-
Redemption receivable on Non performing Investment	1,81,79,056	91,79,056
Less: Provision for Non performing investment	(1,81,79,056)	(91,79,056)
Total	88,81,73,917	51,65,64,362



NATIONAL PENSION SYSTEM TRUST

NPS TRUST - A/C LIC PENSION FUND LIMITED'S PENSION FUND SCHEME - C TIER II

HALF YEARLY (UN AUDITED) BALANCE SHEET AS AT SEPTEMBER 30, 2023

	Schedules	As at Sept. 30, 2023 ₹	As at Sept. 30, 2022 ₹
Liabilities			
Unit Capital	1	31,51,67,386	29,24,61,669
Reserves and Surplus	2	40,96,53,352	33,21,74,344
Current Liabilities and Provisions	3	69,04,823	25,94,721
Total		73,17,25,561	62,72,30,734
Assets			
Investments	4	70,71,90,286	60,98,77,819
Deposits	5	-	-
Other Current Assets	6	2,45,35,275	1,73,52,915
Total		73,17,25,561	62,72,30,734
(a) Net assets as per Balance Sheet		72,48,20,738	62,46,36,013
(b) Number of Units outstanding		3,15,16,739	2,92,46,167
(c) NAV Per Units		22.9980	21.3579

For LIC Pension Fund Ltd

MD & CEO



Date: 12 OCT 2023
Place: Mumbai

NATIONAL PENSION SYSTEM TRUST

NPS TRUST - A/C LIC PENSION FUND LIMITED'S PENSION FUND SCHEME - C TIER II

HALF YEARLY (UN AUDITED) REVENUE ACCOUNT FOR THE HALF YEAR ENDED SEPTEMBER 30, 2023

Particulars	HALF Year ended Sept 30, 2023 ₹	HALF Year ended Sept 30, 2022 ₹
Income		
Dividend	-	-
Interest	2,45,31,637	2,15,52,083
Profit on sale/redemption of investments	6,37,074	3,42,964
Profit on inter-scheme transfer/sale of investments	-	-
Unrealized gain on appreciation in investments	14,75,912	-
Other Income	-	5
Total	2,66,44,623	2,18,95,052
Expenses and Losses		
Unrealized losses in value of investments	-	2,22,88,933
Loss on sale/redemption of investments	-	4,59,730
Loss on inter-scheme transfer/sale of investments	-	-
Management fees	1,80,377	1,71,753
NPS Trust fees	17,400	15,289
Custodian fees	-	2,271
Depository and settlement charges	1,733	59
Provision for Non-performing assets	-	(604)
Other Expenses	1	-
Total	1,99,511	2,29,37,431
Surplus/(Deficit) for the year	2,64,45,112	(10,42,379)
Less: Amount transferred to Unrealized appreciation account	14,75,912	(2,22,88,933)
Less: Amount transferred to General Reserve	2,49,69,200	2,12,46,554
Amount carried forward to Balance Sheet	-	-

For LIC Pension Fund Ltd



MD & CEO

Date: **12 OCT 2023**
 Place: Mumbai

NATIONAL PENSION SYSTEM TRUST

NPS TRUST - A/C LIC PENSION FUND LIMITED'S PENSION FUND SCHEME - C TIER II

NOTES ANNEXED TO AND FORMING PART OF THE BALANCE SHEET AS AT SEPTEMBER 30, 2023

Schedule 1	As at Sept. 30, 2023 ₹	As at Sept. 30, 2022 ₹
Unit Capital		
Initial Capital*		
Outstanding at the beginning of the year	29,97,62,947	28,09,51,911
Add :Units issued during the year	17,65,29,411	17,76,84,384
Less: Units redeemed during the year	16,11,24,972	16,61,74,626
Outstanding at the end of the year	31,51,67,386	29,24,61,669
(Face Value of Rs.10/- each unit, fully paid up)		
Outstanding units at the beginning of the year	2,99,76,295	2,80,95,191
Add :Units issued during the year	1,76,52,941	1,77,68,438
Less: Units redeemed during the year	1,61,12,497	1,66,17,463
Outstanding Units at the end of the year	3,15,16,739	2,92,46,167
Schedule 2	As at Sept. 30, 2023 ₹	As at Sept. 30, 2022 ₹
Reserves and Surplus		
Unit Premium Reserve		
Opening Balance	25,78,98,773	23,64,48,186
Add: Premium on Units issued	22,39,94,356	19,64,91,525
Less: Premium on Units redeemed	20,44,64,115	18,35,04,535
Closing Balance	27,74,29,014	24,94,35,176
General Reserve		
Opening Balance	12,56,09,296	8,27,12,183
Add: Transfer from Revenue Account	2,49,69,200	2,12,46,554
Less: Transfer to Unit Premium Reserve	-	-
Closing Balance	15,05,78,496	10,39,58,737
Unrealized Appreciation Account		
Opening Balance	(1,98,30,070)	10,69,364
Add: Adjustment for Previous years unrealized appreciation reserve	-	-
Add/(Less): Transfer from/(to) Revenue Account	14,75,912	(2,22,88,933)
Closing Balance	(1,83,54,158)	(2,12,19,569)
Total	40,96,53,352	33,21,74,344
Schedule 3	As at Sept. 30, 2023 ₹	As at Sept. 30, 2022 ₹
Current Liabilities and Provisions		
Current Liabilities		
Redemption Payable	68,69,942	25,62,532
TDS Payable	-	-
Sundry Creditors for expenses	34,881	32,189
Provision for assets upgraded as performing assets	-	-
Interest received in advance	-	-
Contract for Purchase of Investments	-	-
Total	69,04,823	25,94,721



Schedule 4	As at Sept. 30, 2023 ₹	As at Sept. 30, 2022 ₹
Investments (Long Term and Short Term)		
Equity Shares	-	-
Preference Shares	-	-
Debentures and Bonds Listed/Awaiting Listing	68,18,03,844	58,72,94,067
Central and State Government Securities (including T-Bills)	-	-
Commercial Paper	-	-
AIF's/REITs/INVITs/ABS etc	-	-
Basel III Tier I bonds	-	-
Others - Mutual Fund Units	2,53,86,442	2,25,83,752
- Certificates of Deposit	-	-
Non Convertible Debentures classified as Non performing investment	-	10,00,000
Less: Provision on Non performing investment	-	(10,00,000)
Total	70,71,90,286	60,98,77,819

Schedule 5	As at Sept. 30, 2023 ₹	As at Sept. 30, 2022 ₹
Deposits		
Deposits with Scheduled Banks	-	-
Total	-	-

Schedule 6	As at Sept. 30, 2023 ₹	As at Sept. 30, 2022 ₹
Other Current Assets		
Outstanding and accrued Income	2,08,95,678	1,73,09,897
Balance with Trustee Bank	36,39,597	43,018
Application Pending Allotment	-	-
Contract for sale of investments	-	-
Interest Receivable on Non-Performing Investments	2,93,852	2,93,852
Less: Provision for interest on Non-Performing Investment	(2,93,852)	(2,93,852)
Sundry Debtors	-	-
Redemption receivable on Non performing Investment	20,23,325	10,23,325
Less: Provision for Non performing investment	(20,23,325)	(10,23,325)
Total	2,45,35,275	1,73,52,915




NATIONAL PENSION SYSTEM TRUST

NPS TRUST - A/C LIC PENSION FUND LIMITED'S PENSION FUND SCHEME - G TIER I

HALF YEARLY (UN AUDITED) BALANCE SHEET AS AT SEPTEMBER 30, 2023

	Schedules	As at Sept 30, 2023 ₹	As at Sept 30, 2022 ₹
Liabilities			
Unit Capital	1	16,85,03,00,315	13,64,77,30,227
Reserves and Surplus	2	26,74,26,61,971	18,87,76,88,174
Current Liabilities and Provisions	3	3,02,29,386	46,75,80,248
Total		43,62,31,91,672	32,99,29,98,649
Assets			
Investments	4	42,54,68,67,920	31,52,01,93,869
Deposits	5	-	-
Other Current Assets	6	1,07,63,23,752	1,47,28,04,780
Total		43,62,31,91,672	32,99,29,98,649
(a) Net assets as per Balance Sheet		43,59,29,62,286	32,52,54,18,400
(b) Number of Units outstanding		1,68,50,30,032	1,36,47,73,023
(c) NAV Per Units		25.8707	23.8321

For LIC Pension Fund Ltd


MD & CEO



Date: 12 OCT 2023
Place: Mumbai

NATIONAL PENSION SYSTEM TRUST

NPS TRUST - A/C LIC PENSION FUND LIMITED'S PENSION FUND SCHEME - G TIER I

HALF YEARLY (UN AUDITED) REVENUE ACCOUNT FOR THE HALF YEAR ENDED SEPTEMBER 30, 2023

Particulars	Half Year ended Sept 30, 2023 ₹	Half Year ended Sept 30, 2022 ₹
Income		
Dividend	-	-
Interest	1,41,60,76,187	1,01,01,93,068
Profit on sale/redemption of investments	6,58,70,582	5,24,79,129
Profit on inter-scheme transfer/sale of investments	-	-
Unrealized gain on appreciation in investments	8,26,12,048	-
Other Income	-	11
Total	1,56,45,58,817	1,06,26,72,208
Expenses and Losses		
Unrealized losses in value of investments	-	80,75,01,628
Loss on sale/redemption of investments	-	-
Loss on inter-scheme transfer/sale of investments	-	-
Management fees	1,07,12,163	86,12,040
NPS Trust fees	10,33,473	7,66,892
Custodian fees	-	75,032
Depository and settlement charges	3,05,512	2,15,834
Other Expenses	-	-
Total	1,20,51,148	81,71,71,426
Surplus/(Deficit) for the year	1,55,25,07,669	24,55,00,782
Less: Amount transferred to Unrealized appreciation account	8,26,12,048	(80,75,01,628)
Less: Amount transferred to General Reserve	1,46,98,95,621	1,05,30,02,410
Amount carried forward to Balance Sheet	-	-

For LIC Pension Fund Ltd

[Signature]

MD & CEO

Date: 12 OCT 2023
Place: Mumbai



NATIONAL PENSION SYSTEM TRUST

NPS TRUST - A/C LIC PENSION FUND LIMITED'S PENSION FUND SCHEME - G TIER I

NOTES ANNEXED TO AND FORMING PART OF THE BALANCE SHEET AS AT SEPTEMBER 30, 2023

Schedule 1	As at Sept 30, 2023 ₹	As at Sept 30, 2022 ₹
Unit Capital		
Initial Capital*		
Outstanding at the beginning of the year	15,40,81,97,848	12,27,47,71,993
Add :Units issued during the year	2,23,50,66,038	1,90,79,74,127
Less: Units redeemed during the year	79,29,63,571	53,50,15,893
Outstanding at the end of the year	16,85,03,00,315	13,64,77,30,227
(Face Value of Rs.10/- each unit, fully paid up)		
Outstanding units at the beginning of the year	1,54,08,19,785	1,22,74,77,199
Add :Units issued during the year	22,35,06,604	19,07,97,413
Less: Units redeemed during the year	7,92,96,357	5,35,01,589
Outstanding Units at the end of the year	1,68,50,30,032	1,36,47,73,023
Schedule 2	As at Sept 30, 2023 ₹	As at Sept 30, 2022 ₹
Reserves and Surplus		
Unit Premium Reserve		
Opening Balance	17,79,63,05,479	13,41,58,22,969
Add: Premium on Units issued	3,48,48,16,424	2,56,75,22,416
Less: Premium on Units redeemed	1,23,79,76,622	72,02,44,254
Closing Balance	20,04,31,45,281	15,26,31,01,131
General Reserve		
Opening Balance	6,12,87,52,020	3,82,80,39,078
Add: Transfer from Revenue Account	1,46,98,95,621	1,05,30,02,410
Less: Transfer to Unit Premium Reserve	-	-
Closing Balance	7,59,86,47,641	4,88,10,41,488
Unrealized Appreciation Account		
Opening Balance	(98,17,42,999)	(45,89,52,817)
Add: Adjustment for Previous years unrealized appreciation reserve	-	-
Add/(Less): Transfer from/(to) Revenue Account	8,26,12,048	(80,75,01,628)
Closing Balance	(89,91,30,951)	(1,26,64,54,445)
Total	26,74,26,61,971	18,87,76,88,174
Schedule 3	As at Sept 30, 2023 ₹	As at Sept 30, 2022 ₹
Current Liabilities and Provisions		
Current Liabilities		
Redemption Payable	2,80,20,688	1,02,92,472
Contract for Purchase of Investments	-	45,54,97,417
TDS Payable	-	-
Sundry Creditors for expenses	22,08,698	17,90,359
Total	3,02,29,386	46,75,80,248



Schedule 4	As at Sept 30, 2023 ₹	As at Sept 30, 2022 ₹
Investments (Long Term and Short Term)		
Equity Shares	-	-
Preference Shares	-	-
Debentures and Bonds Listed/Awaiting Listing	-	-
Central and State Government Securities (including T-Bills)	42,10,36,26,263	30,91,86,59,985
Commercial Paper	-	-
Others - Mutual Fund Units	44,32,41,657	60,15,33,884
- Certificates of Deposit	-	-
Total	42,54,68,67,920	31,52,01,93,869

Schedule 5	As at Sept 30, 2023 ₹	As at Sept 30, 2022 ₹
Deposits		
Deposits with Scheduled Banks	-	-
Total	-	-

Schedule 6	As at Sept 30, 2023 ₹	As at Sept 30, 2022 ₹
Other Current Assets		
Outstanding and accrued Income	71,92,63,755	54,90,74,113
Balance with Trustee Bank	35,70,59,997	1
Contract for sale of investments	-	92,37,30,666
Sundry Debtors	-	-
Redemption receivable on investments	-	-
Total	1,07,63,23,752	1,47,28,04,780



NATIONAL PENSION SYSTEM TRUST

NPS TRUST - A/C LIC PENSION FUND LIMITED'S PENSION FUND SCHEME - G TIER II

HALF YEARLY (UN AUDITED) BALANCE SHEET AS AT SEPTEMBER 30, 2023

	Schedules	As at Sept 30, 2023 ₹	As at Sept 30, 2022 ₹
Liabilities			
Unit Capital	1	68,31,24,432	56,75,72,356
Reserves and Surplus	2	1,11,34,35,000	80,72,60,363
Current Liabilities and Provisions	3	57,90,664	5,34,23,928
Total		1,80,23,50,096	1,42,82,56,647
Assets			
Investments	4	1,74,25,67,772	1,35,64,70,843
Deposits	5	-	-
Other Current Assets	6	5,97,82,324	7,17,85,804
Total		1,80,23,50,096	1,42,82,56,647
(a) Net assets as per Balance Sheet		1,79,65,59,432	1,37,48,32,719
(b) Number of Units outstanding		6,83,12,443	5,67,57,236
(c) NAV Per Units		26.2992	24.2230

For LIC Pension Fund Ltd



MD & CEO



Date:

Place: Mumbai

12 OCT 2023

NATIONAL PENSION SYSTEM TRUST

NPS TRUST - A/C LIC PENSION FUND LIMITED'S PENSION FUND SCHEME - G TIER II

HALF YEARLY (UN AUDITED) REVENUE ACCOUNT FOR THE HALF YEAR ENDED SEPTEMBER 30, 2023

Particulars	HALF Year ended Sept 30, 2023 ₹	HALF Year ended Sept 30, 2022 ₹
Income		
Dividend	-	-
Interest	5,64,78,172	4,63,83,960
Profit on sale/redemption of investments	19,95,921	25,59,345
Profit on inter-scheme transfer/sale of investments	-	-
Unrealized gain on appreciation in investments	-	-
Other Income	-	4
Total	5,84,74,093	4,89,43,309
Expenses and Losses		
Unrealized losses in value of investments	(53,19,913)	3,81,98,866
Loss on sale/redemption of investments	-	-
Loss on inter-scheme transfer/sale of investments	-	-
Management fees	4,31,807	3,84,171
NPS Trust fees	41,664	34,194
Custodian fees	-	3,407
Depository and settlement charges	7,965	10,942
Other Expenses	-	-
Total	(48,38,477)	3,86,31,580
Surplus/(Deficit) for the year	6,33,12,570	1,03,11,729
Less: Amount transferred to Unrealized appreciation account	53,19,913	(3,81,98,866)
Less: Amount transferred to General Reserve	5,79,92,657	4,85,10,595
Amount carried forward to Balance Sheet	-	-

For LIC Pension Fund Ltd



MD & CEO

Date:

Place: Mumbai

12 OCT 2023



NATIONAL PENSION SYSTEM TRUST

NPS TRUST - A/C LIC PENSION FUND LIMITED'S PENSION FUND SCHEME - G TIER II

NOTES ANNEXED TO AND FORMING PART OF THE BALANCE SHEET AS AT SEPTEMBER 30, 2023

Schedule 1	As at Sept 30, 2023 ₹	As at Sept 30, 2022 ₹
Unit Capital		
Initial Capital*		
Outstanding at the beginning of the year	60,43,85,596	58,11,24,855
Add :Units issued during the year	23,16,90,971	29,82,89,344
Less: Units redeemed during the year	15,29,52,135	31,18,41,843
Outstanding at the end of the year	68,31,24,432	56,75,72,356
 (Face Value of Rs.10/- each unit, fully paid up)		
Outstanding units at the beginning of the year	6,04,38,560	5,81,12,486
Add :Units issued during the year	2,31,69,097	2,98,28,934
Less: Units redeemed during the year	1,52,95,214	3,11,84,184
Outstanding Units at the end of the year	6,83,12,443	5,67,57,236

Schedule 2	As at Sept 30, 2023 ₹	As at Sept 30, 2022 ₹
Reserves and Surplus		
Unit Premium Reserve		
Opening Balance	68,03,10,212	64,45,88,934
Add: Premium on Units issued	37,10,31,034	40,82,23,847
Less: Premium on Units redeemed	24,45,91,271	42,65,31,602
Closing Balance	80,67,49,975	62,62,81,179
 General Reserve		
Opening Balance	31,84,30,037	21,89,56,665
Add: Transfer from Revenue Account	5,79,92,657	4,85,10,595
Less: Transfer to Unit Premium Reserve	-	-
Closing Balance	37,64,22,694	26,74,67,260
 Unrealized Appreciation Account		
Opening Balance	(7,50,57,582)	(4,82,89,210)
Add: Adjustment for Previous years unrealized appreciation reserve	-	-
Add/(Less): Transfer from/(to) Revenue Account	53,19,913	(3,81,98,866)
Closing Balance	(6,97,37,669)	(8,64,88,076)
Total	1,11,34,35,000	80,72,60,363

Schedule 3	As at Sept 30, 2023 ₹	As at Sept 30, 2022 ₹
Current Liabilities and Provisions		
Current Liabilities		
Redemption Payable	57,01,834	18,23,780
Contract for Purchase of Investments	-	5,15,21,389
TDS Payable	-	-
Sundry Creditors for expenses	88,830	78,759
Total	57,90,664	5,34,23,928



Schedule 4	As at Sept 30, 2023 ₹	As at Sept 30, 2022 ₹
Investments (Long Term and Short Term)		
Equity Shares	-	-
Preference Shares	-	-
Debentures and Bonds Listed/Awaiting Listing	-	-
Central and State Government Securities (including T-Bills)	1,71,30,61,889	1,30,43,04,147
Commercial Paper	-	-
Others - Mutual Fund Units	2,95,05,883	5,21,66,696
- Certificates of Deposit	-	-
Total	1,74,25,67,772	1,35,64,70,843

Schedule 5	As at Sept 30, 2023 ₹	As at Sept 30, 2022 ₹
Deposits		
Deposits with Scheduled Banks	-	-
Total	-	-

Schedule 6	As at Sept 30, 2023 ₹	As at Sept 30, 2022 ₹
Other Current Assets		
Outstanding and accrued Income	2,71,31,534	1,98,34,415
Balance with Trustee Bank	3,26,50,790	1,15,000
Contract for sale of investments	-	5,18,36,389
Total	5,97,82,324	7,17,85,804



NATIONAL PENSION SYSTEM TRUST

NPS TRUST - A/C LIC PENSION FUND LIMITED'S PENSION FUND SCHEME - CENTRAL GOVERNMENT


HALF YEARLY (UN AUDITED) BALANCE SHEET AS AT SEPTEMBER 30, 2023

	Schedules	As at Sept 30, 2023 ₹	As at Sept 30, 2022 ₹
Liabilities			
Unit Capital	1	2,25,90,23,03,849	2,03,70,18,65,378
Reserves and Surplus	2	6,79,34,62,67,386	5,40,49,92,86,233
Current Liabilities and Provisions	3	25,44,76,002	73,36,93,944
Total		9,05,50,30,47,237	7,44,93,48,45,555
Assets			
Investments	4	8,86,16,43,93,022	7,30,27,21,55,447
Deposits	5	-	-
Other Current Assets	6	19,33,86,54,215	14,66,26,90,108
Total		9,05,50,30,47,237	7,44,93,48,45,555
(a) Net assets as per Balance Sheet		9,05,24,85,71,235	7,44,20,11,51,611
(b) Number of Units outstanding		22,59,02,30,385	20,37,01,86,538
(c) NAV per Unit		40.0726	36.5338

For LIC Pension Fund Ltd


MD & CEO




Date: 12 OCT 2023
Place: Mumbai


NATIONAL PENSION SYSTEM TRUST

NPS TRUST - A/C LIC PENSION FUND LIMITED'S PENSION FUND SCHEME - CENTRAL GOVERNMENT

HALF YEARLY (UN AUDITED) REVENUE ACCOUNT FOR THE HALF YEAR ENDED SEPTEMBER 30, 2023

Particulars	Half Year ended September 30, 2023 ₹	Half Year ended September 30, 2022 ₹
Income		
Dividend	1,25,35,57,652	97,34,63,154
Interest	26,44,26,93,572	21,57,77,52,020
Profit on sale/redemption of investments	2,23,57,35,922	75,02,43,893
Profit on inter-scheme transfer/sale of investments	-	-
Unrealized gain on appreciation in investments	17,18,66,51,938	(19,80,56,38,996)
Other Income	5,738	-
Total	47,11,86,44,822	3,49,58,20,071
Expenses and Losses		
Unrealized losses in value of investments	-	-
Loss on sale/redemption of investments	55,62,947	-
Loss on inter-scheme transfer/sale of investments	-	-
Management fees	22,59,25,693	20,08,45,624
NPS Trust fees	2,17,95,196	1,78,83,020
Custodian fees	3	17,36,883
Depository and settlement charges	24,43,295	1,99,536
Provision for Non-performing assets	-	(2,53,547)
Other Expenses	-	8,986
Total	25,57,27,134	22,04,20,502
Surplus/(Deficit) for the year	46,86,29,17,688	3,27,53,99,569
Less: Amount transferred to Unrealized appreciation account	17,18,66,51,938	(19,80,56,38,996)
Less: Amount transferred to General Reserve	29,67,62,65,750	23,08,10,38,565
Amount carried forward to Balance Sheet	-	-

For LIC Pension Fund Ltd


MD & CEO



Date: 12 OCT 2023
Place: Mumbai

NATIONAL PENSION SYSTEM TRUST

NPS TRUST - A/C LIC PENSION FUND LIMITED'S PENSION FUND SCHEME - CENTRAL GOVERNMENT

NOTES ANNEXED TO AND FORMING PART OF THE BALANCE SHEET AS AT SEPT 30 2023

Schedule 1	As at Sept 30, 2023 ₹	As at Sept 30, 2022 ₹
Unit Capital		
Initial Capital*		
Outstanding at the beginning of the year	2,14,85,44,12,073	1,91,43,13,37,360
Add :Units issued during the year	14,96,92,56,442	15,27,02,98,521
Less: Units redeemed during the year	3,92,13,64,666	2,99,97,70,503
Outstanding at the end of the year	2,25,90,23,03,849	2,03,70,18,65,378
(Face Value of Rs.10/- each unit, fully paid up)		
Outstanding units at the beginning of the year	21,48,54,41,207	19,14,31,33,736
Add :Units issued during the year	1,49,69,25,644	1,52,70,29,852
Less: Units redeemed during the year	39,21,36,466	29,99,77,050
Outstanding Units at the end of the year	22,59,02,30,385	20,37,01,86,538
Schedule 2	As at Sept 30, 2023 ₹	As at Sept 30, 2022 ₹
Reserves and Surplus		
Unit Premium Reserve		
Opening Balance	3,37,29,90,65,449	2,74,98,64,95,358
Add: Premium on Units issued	43,76,87,33,684	39,67,27,44,802
Less: Premium on Units redeemed	11,57,27,20,509	7,80,61,72,133
Closing Balance	3,69,49,50,78,624	3,06,85,30,68,027
General Reserve		
Opening Balance	2,29,63,85,46,769	1,80,02,93,13,562
Add: Transfer from Revenue Account	29,67,62,65,750	23,08,10,38,565
Less: Transfer to Unit Premium Reserve	-	-
Closing Balance	2,59,31,48,12,519	2,03,11,03,52,127
Unrealized Appreciation Account		
Opening Balance	33,34,97,24,305	50,34,15,05,075
Add: Adjustment for Previous years unrealized appreciation reserve	-	-
Add/(Less): Transfer from/(to) Revenue Account	17,18,66,51,938	(19,80,56,38,996)
Closing Balance	50,53,63,76,243	30,53,58,66,079
Total	6,79,34,62,67,386	5,40,49,92,86,233
Schedule 3	As at Sept 30, 2023 ₹	As at Sept 30, 2022 ₹
Current Liabilities and Provisions		
Current Liabilities		
Provision for assets upgraded as performing assets	-	-
Redemption Payable	21,05,68,983	18,20,01,169
Contract for Purchase of Investments	-	51,29,81,623
Interest received in advance	-	-
TDS Payable	-	-
Sundry Creditors for expenses	4,39,07,019	3,87,11,152
Amount payable to other Schemes	-	-
Total	25,44,76,002	73,36,93,944



Schedule 4	As at Sept 30, 2023 ₹	As at Sept 30, 2022 ₹
Investments (Long Term and Short Term)		
Equity Shares	1,31,68,71,52,577	1,06,85,64,66,088
Preference Shares	-	-
Debentures and Bonds Listed/Awaiting Listing	2,56,25,29,01,380	2,24,97,41,48,498
Central and State Government Securities (including T-Bills)	4,93,05,66,85,794	3,82,69,20,49,334
Commercial Paper	-	-
AIF's/REITs/INVITs/ABS etc	-	-
Basel III Tier I bonds	-	-
Others - Mutual Fund Units	5,16,76,53,271	15,74,94,91,527
- Certificates of Deposit	-	-
Non Convertible Debentures classified as NPA	95,14,94,214	1,37,92,00,000
Less: Provision on Non performing investment	(95,14,94,214)	(1,37,92,00,000)
Total	8,86,16,43,93,022	7,30,27,21,55,447

Schedule 5	As at Sept 30, 2023 ₹	As at Sept 30, 2022 ₹
Deposits		
Deposits with Scheduled Banks	-	-
Total	-	-

Schedule 6	As at Sept 30, 2023 ₹	As at September 30, 2022 ₹
Other Current Assets		
Outstanding and accrued income	17,88,39,58,181	14,60,66,77,164
Application Pending Allotment	-	-
Balance with Trustee Bank	1,14,58,44,094	18,90,881
Contract for sale of investments	19,73,87,407	3,61,19,805
Interest Receivable on Non-Performing Investments	43,50,15,714	43,50,15,714
Less: Provision for interest on Non-Performing Investment	(43,50,15,714)	(43,50,15,714)
TDS Receivable	-	-
Dividend Receivable	91,70,319	1,80,02,258
Sundry Debtors	10,22,94,214	-
Redemption receivable on Non performing Investment	2,85,77,52,761	2,56,73,08,289
Less: Provision for Non performing investment	(2,85,77,52,761)	(2,56,73,08,289)
Total	19,33,86,54,215	14,66,26,90,108



NATIONAL PENSION SYSTEM TRUST

NPS TRUST - A/C LIC PENSION FUND LIMITED'S PENSION FUND SCHEME - STATE GOVERNMENT

HALF YEARLY (UN AUDITED) BALANCE SHEET AS AT SEPTEMBER 30, 2023

	Schedules	As at Sept 30, 2023 ₹	As at Sept 30, 2022 ₹
Liabilities			
Unit Capital	1	4,71,98,23,17,412	4,06,79,65,57,183
Reserves and Surplus	2	12,10,48,32,87,599	9,16,01,69,48,766
Current Liabilities and Provisions	3	41,00,43,685	1,51,31,01,569
Total		16,82,87,56,48,696	13,24,32,66,07,518
Assets			
Investments	4	16,47,45,69,08,994	12,98,27,90,39,238
Deposits	5	-	-
Other Current Assets	6	35,41,87,39,702	26,04,75,68,279
Total		16,82,87,56,48,696	13,24,32,66,07,518
(a) Net assets as per Balance Sheet		16,82,46,56,05,011	13,22,81,35,05,949
(b) Number of Units outstanding		47,19,82,31,742	40,67,96,55,718
(c) NAV Per Units		35.6468	32.5178

For LIC Pension Fund Ltd


MD & CEO



Date: 12 OCT 2023
Place: Mumbai

NATIONAL PENSION SYSTEM TRUST

NPS TRUST - A/C LIC PENSION FUND LIMITED'S PENSION FUND SCHEME - STATE GOVERNMENT

HALF YEARLY (UN AUDITED) REVENUE ACCOUNT FOR THE HALF YEAR ENDED SEPTEMBER 30, 2023

Particulars	Half Year ended September 30, 2023 ₹	Half Year ended September 30, 2022 ₹
Income		
Dividend	2,19,49,73,228	1,63,50,11,674
Interest	48,34,01,40,259	37,79,08,70,431
Profit on sale/redemption of investments	3,67,57,49,818	1,73,36,25,499
Profit on inter-scheme transfer/sale of investments	-	-
Unrealized gain on appreciation in investments	30,61,54,46,723	(34,14,25,78,155)
Other Income	96,560	2,13,380
Total	84,82,64,06,588	7,01,71,42,829
Expenses and Losses		
Unrealized losses in value of investments	-	-
Loss on sale/redemption of investments	2,63,03,273	-
Loss on inter-scheme transfer/sale of investments	-	-
Management fees	41,41,46,251	35,32,98,168
NPS Trust fees	3,99,55,173	3,14,59,025
Custodian fees	7	30,03,887
Depository and settlement charges	46,17,728	4,89,717
Provision reversal due to NPA recovery	-	(3,50,902)
Other Expenses	-	-
Total	48,50,22,432	38,78,99,895
Surplus/(Deficit) for the year	84,34,13,84,156	6,62,92,42,934
Less: Amount transferred to Unrealized appreciation account	30,61,54,46,723	(34,14,25,78,155)
Less: Amount transferred to General Reserve	53,72,59,37,433	40,77,18,21,089
Amount carried forward to Balance Sheet	-	-

For LIC Pension Fund Ltd



MD & CEO

Date: 12 OCT 2023
 Place : Mumbai

NATIONAL PENSION SYSTEM TRUST

NPS TRUST - A/C LIC PENSION FUND LIMITED'S PENSION FUND SCHEME - STATE GOVERNMENT

NOTES ANNEXED TO AND FORMING PART OF THE BALANCE SHEET AS AT SEPTEMBER 30, 2023

Schedule 1	As at Sept 30, 2023 ₹	As at Sept 30, 2022 ₹
Unit Capital		
Initial Capital*		
Outstanding at the beginning of the year	4,40,17,08,15,185	3,75,76,42,90,430
Add :Units issued during the year	35,79,07,88,048	35,07,04,58,603
Less: Units redeemed during the year	3,97,92,85,821	4,03,81,91,850
Outstanding at the end of the year	4,71,98,23,17,412	4,06,79,65,57,183
(Face Value of Rs.10/- each unit, fully paid up)		
Outstanding units at the beginning of the year	44,01,70,81,519	37,57,64,29,043
Add :Units issued during the year	3,57,90,78,805	3,50,70,45,860
Less: Units redeemed during the year	39,79,28,582	40,38,19,185
Outstanding Units at the end of the year	47,19,82,31,742	40,67,96,55,718

Schedule 2	As at Sept 30, 2023 ₹	As at Sept 30, 2022 ₹
Reserves and Surplus		
Unit Premium Reserve		
Opening Balance	6,52,64,27,27,285	5,06,82,03,38,083
Add: Premium on Units issued	89,50,48,13,831	76,94,56,96,698
Less: Premium on Units redeemed	9,99,50,05,719	8,88,43,33,694
Closing Balance	7,32,15,25,35,397	5,74,88,17,01,087
General Reserve		
Opening Balance	3,45,89,81,59,479	2,59,02,09,52,230
Add: Transfer from Revenue Account	53,72,59,37,433	40,77,18,21,089
Less: Transfer to Unit Premium Reserve	-	-
Closing Balance	3,99,62,40,96,912	2,99,79,27,73,319
Unrealized Appreciation Account		
Opening Balance	48,09,12,08,567	75,48,50,52,515
Add: Adjustment for Previous years unrealized appreciation reserve	-	-
(Less)/Add: Transfer (to)/from Revenue Account	30,61,54,46,723	(34,14,25,78,155)
Closing Balance	78,70,66,55,290	41,34,24,74,360
Total	12,10,48,32,87,599	9,16,01,69,48,766

Schedule 3	As at Sept 30, 2023 ₹	As at Sept 30, 2022 ₹
Current Liabilities and Provisions		
Current Liabilities		
Contract for Purchase of Investments	-	1,28,06,44,789
Redemption Payable	32,87,39,263	16,38,88,072
Interest received in advance	-	-
TDS Payable	-	-
Sundry Creditors for expenses	8,13,04,422	6,85,68,709
Provision for assets upgraded as performing assets	-	-
Total	41,00,43,685	1,51,31,01,569



NATIONAL PENSION SYSTEM TRUST

NPS TRUST - A/C LIC PENSION FUND LIMITED'S PENSION FUND SCHEME - STATE GOVERNMENT

NOTES ANNEXED TO AND FORMING PART OF THE BALANCE SHEET AS AT SEPTEMBER 30, 2023

Schedule 4	As at Sept 30, 2023 ₹	As at Sept 30, 2022 ₹
Investments (Long Term and Short Term)		
Equity Shares	2,36,30,06,52,100	1,80,43,72,48,875
Preference Shares	-	-
Debentures and Bonds Listed/Awaiting Listing	4,70,89,78,12,039	3,89,29,47,12,792
Central and State Government Securities (including T-Bills)	9,20,41,47,01,758	6,84,33,99,46,505
Commercial Paper	-	-
AIF's/REITs/INVITs/ABS etc	-	-
Basel III Tier I bonds	-	-
Others - Mutual Fund Units	19,84,37,43,097	44,20,71,31,066
- Certificates of Deposit	-	-
Non Convertible Debentures classified as NPA	1,14,68,00,000	1,67,68,00,000
Less: Provision on Non performing investment	(1,14,68,00,000)	(1,67,68,00,000)
Total	16,47,45,69,08,994	12,98,27,90,39,238

Schedule 5	As at Sept 30, 2023 ₹	As at Sept 30, 2022 ₹
Deposits		
Deposits with Scheduled Banks	-	-
Total	-	-

Schedule 6	As at Sept 30, 2023 ₹	As at Sept 30, 2022 ₹
Other Current Assets		
Outstanding and accrued income	32,72,82,39,632	25,09,53,79,461
Balance with Trustee Bank	2,36,58,25,630	8,15,33,816
Application Pending Allotment	-	-
Contracts for sale of investments	27,37,29,185	3,61,76,130
Interest Receivable on Non-Performing Investments	53,77,45,366	53,77,45,366
Less: Provision for interest on Non-Performing Investment	(53,77,45,366)	(53,77,45,366)
Dividend Receivable	2,09,45,255	3,18,20,872
Brokerage receivable from LIC Pension Fund Ltd.	-	-
Margin Money	3,00,00,000	80,00,00,000
Redemption receivable on Non performing Investment	3,90,94,27,235	3,45,63,27,083
Less: Provision for Non performing investment	(3,90,94,27,235)	(3,45,36,69,083)
Amount receivable from Other Scheme	-	-
Total	35,41,87,39,702	26,04,75,68,279



NATIONAL PENSION SYSTEM TRUST

NPS TRUST - A/C LIC PENSION FUND LIMITED'S PENSION FUND SCHEME - NPS LITE GOVERNMENT PATTERN

HALF YEARLY (UN AUDITED) BALANCE SHEET AS AT SEPTEMBER 30, 2023

	Schedules	As at SEPT 30, 2023 ₹	As at SEPT 30, 2022 ₹
Liabilities			
Unit Capital	1	4,57,64,00,212	4,53,48,34,411
Reserves and Surplus	2	10,66,41,77,352	9,26,97,82,587
Current Liabilities and Provisions	3	38,73,129	56,79,101
Total		15,24,44,50,693	13,81,02,96,099
Assets			
Investments	4	14,92,99,33,723	13,54,88,55,499
Deposits	5	-	-
Other Current Assets	6	31,45,16,970	26,14,40,600
Total		15,24,44,50,693	13,81,02,96,099
(a) Net assets as per Balance Sheet		15,24,05,77,564	13,80,46,16,998
(b) Number of Units outstanding		45,76,40,021	45,34,83,441
(c) NAV Per Units		33.3025	30.4413

For LIC Pension Fund Ltd


MD & CEO



Date: 12 OCT 2023
Place: Mumbai

NATIONAL PENSION SYSTEM TRUST

NPS TRUST - A/C LIC PENSION FUND LIMITED'S PENSION FUND SCHEME - NPS LITE GOVERNMENT PATTERN

HALF YEARLY (UN AUDITED) REVENUE ACCOUNT FOR THE HALF YEAR ENDED SEPTEMBER 30, 2023

Particulars	Year ended SEPT 30, 2023 ₹	Year ended SEPT 30, 2022 ₹
Income		
Dividend	2,09,16,588	1,92,80,085
Interest	46,03,85,039	42,47,16,193
Profit on sale/redemption of investments	9,30,81,854	8,63,97,743
Profit on inter-scheme transfer/sale of investments	-	-
Unrealized gain on appreciation in investments	22,16,14,096	-
Other Income	-	7
Total	79,59,97,577	53,03,94,028
Expenses and Losses		
Unrealized losses in value of investments	-	45,22,73,771
Loss on sale/redemption of investments	42,34,094	-
Loss on inter-scheme transfer/sale of investments	-	-
Management fees	38,70,589	38,23,014
NPS Trust fees	3,73,346	3,40,328
Custodian fees	-	34,310
Depository and settlement charges	46,022	2,385
Provision reversal due to NPA recovery	-	(7,475)
Other Expenses	-	-
Total	85,24,051	45,64,66,333
Surplus/(Deficit) for the year	78,74,73,526	7,39,27,695
Less: Amount transferred to Unrealized appreciation account	22,16,14,096	(45,22,73,771)
Less: Amount transferred to General Reserve	56,58,59,430	52,62,01,467
Amount carried forward to Balance Sheet	-	-

For LIC Pension Fund Ltd

MD & CEO

Date:

12 OCT 2023

Place: Mumbai



NATIONAL PENSION SYSTEM TRUST

NPS TRUST - A/C LIC PENSION FUND LIMITED'S PENSION FUND SCHEME - NPS LITE GOVERNMENT PATTERN

NOTES ANNEXED TO AND FORMING PART OF THE BALANCE SHEET AS AT SEPTEMBER 30, 2023

Schedule 1	As at SEPT 30, 2023 ₹	As at SEPT 30, 2022 ₹
Unit Capital		
Initial Capital*		
Outstanding at the beginning of the year	4,55,78,70,815	4,52,44,34,001
Add :Units issued during the year	8,38,98,448	8,41,09,550
Less: Units redeemed during the year	6,53,69,051	7,37,09,140
Outstanding at the end of the year	<u>4,57,64,00,212</u>	<u>4,53,48,34,411</u>
(Face Value of Rs.10/- each unit, fully paid up)		
Outstanding units at the beginning of the year	45,57,87,081	45,24,43,400
Add :Units issued during the year	83,89,845	84,10,955
Less: Units redeemed during the year	65,36,905	73,70,914
Outstanding Units at the end of the year	<u>45,76,40,021</u>	<u>45,34,83,441</u>
Schedule 2	As at SEPT 30, 2023 ₹	As at MARCH 31, 2022 ₹
Reserves and Surplus		
Unit Premium Reserve		
Opening Balance	2,57,52,64,423	2,50,64,57,406
Add: Premium on Units issued	19,08,29,671	16,78,56,911
Less: Premium on Units redeemed	14,81,77,047	14,71,71,224
Closing Balance	<u>2,61,79,17,047</u>	<u>2,52,71,43,093</u>
General Reserve		
Opening Balance	6,55,76,24,693	5,50,59,08,800
Add: Transfer from Revenue Account	56,58,59,430	52,62,01,466
Less: Transfer to Unit Premium Reserve	-	-
Closing Balance	<u>7,12,34,84,123</u>	<u>6,03,21,10,266</u>
Unrealized Appreciation Account		
Opening Balance	70,11,62,086	1,16,28,02,999
Add: Adjustment for Previous years unrealized appreciation reserve	-	-
(Less)/Add: Transfer (to)/from Revenue Account	22,16,14,096	(45,22,73,771)
Closing Balance	<u>92,27,76,182</u>	<u>71,05,29,228</u>
Total	<u><u>10,66,41,77,352</u></u>	<u><u>9,26,97,82,587</u></u>
Schedule 3	As at SEPT 30, 2023 ₹	As at SEPT 30, 2022 ₹
Current Liabilities and Provisions		
Current Liabilities		
Redemption Payable	31,27,233	49,59,568
Contract for Purchase of Investments	-	-
TDS Payable	-	-
Interest received in advance	-	-
Sundry Creditors for expenses	7,45,896	7,19,533
Provision for assets upgraded as performing assets	-	-
Interest received in advance	-	-
Total	<u><u>38,73,129</u></u>	<u><u>56,79,101</u></u>



NATIONAL PENSION SYSTEM TRUST

NPS TRUST - A/C LIC PENSION FUND LIMITED'S PENSION FUND SCHEME - NPS LITE GOVERNMENT PATTERN

NOTES ANNEXED TO AND FORMING PART OF THE BALANCE SHEET AS AT SEPTEMBER 30, 2023

Schedule 4	As at SEPT 30, 2023 ₹	As at SEPT 30, 2022 ₹
Investments (Long Term and Short Term)		
Equity Shares	2,19,97,89,227	1,98,01,86,874
Preference Shares	-	-
Debentures and Bonds Listed/Awaiting Listing	4,34,57,61,106	4,31,95,39,379
Central and State Government Securities (including T-Bills)	8,18,95,95,718	7,07,96,54,558
AIF's/REITs/INVITs/ABS etc	-	-
Basel III Tier I bonds	-	-
Commercial Paper	-	-
Others - Mutual Fund Units	19,47,87,672	16,94,74,688
- Certificates of Deposit	-	-
Non Convertible Debentures classified as NPA	-	-
Less: Provision on Non performing investment	-	-
Total	14,92,99,33,723	13,54,88,55,499

Schedule 5	As at SEPT 30, 2023 ₹	As at SEPT 30, 2022 ₹
Deposits		
Deposits with Scheduled Banks	-	-
Total	-	-

Schedule 6	As at SEPT 30, 2023 ₹	As at SEPT 30, 2022 ₹
Other Current Assets		
Outstanding and accrued Income	29,74,17,670	26,08,75,849
Balance with Trustee Bank	1,70,08,740	1
Application Pending Allotment	-	-
Contract for sale of investments	-	-
Interest Receivable on Non-Performing Investments	47,11,134	-
Less: Provision for interest on Non-Performing Investment	(47,11,134)	-
Dividend Receivable	90,560	5,64,750
Brokerage receivable from LIC Pension Fund Ltd.	-	-
Margin Money	-	-
Redemption receivable on Non performing Investment	2,11,40,074	2,39,10,653
Less: Provision for Non performing investment	(2,11,40,074)	(2,39,10,653)
Total	31,45,16,970	26,14,40,600



NATIONAL PENSION SYSTEM TRUST

NPS TRUST - A/C LIC PENSION FUND LIMITED'S PENSION FUND SCHEME - CORP CG

HALF YEARLY (UN AUDITED) BALANCE SHEET AS AT SEPTEMBER 30, 2023

	Schedules	As at SEPT 30, 2023 ₹	As at SEPT 30, 2022 ₹
Liabilities			
Unit Capital	1	12,55,05,87,016	10,64,79,09,232
Reserves and Surplus	2	20,66,06,03,567	15,06,73,11,594
Current Liabilities and Provisions	3	93,32,448	1,70,78,968
Total		33,22,05,23,031	25,73,22,99,794
Assets			
Investments	4	32,50,99,69,429	25,21,75,88,932
Deposits	5	-	-
Other Current Assets	6	71,05,53,602	51,47,10,862
Total		33,22,05,23,031	25,73,22,99,794
(a) Net assets as per Balance Sheet		33,21,11,90,583	25,71,52,20,826
(b) Number of Units outstanding		1,25,50,58,702	1,06,47,90,923
(c) NAV Per Units		26.4619	24.1505

For LIC Pension Fund Ltd


MD & CEO



Date: **12 OCT 2023**
Place: Mumbai

NATIONAL PENSION SYSTEM TRUST

NPS TRUST - A/C LIC PENSION FUND LIMITED'S PENSION FUND SCHEME - CORP CG

HALF YEARLY (UN AUDITED) REVENUE ACCOUNT FOR THE HALF YEAR ENDED SEPT 30, 2023

Particulars	Half Year ended Sept 30, 2023 ₹	Half Year ended Sept 30, 2022 ₹
Income		
Dividend	4,39,57,678	3,52,26,173
Interest	95,60,32,907	73,18,32,718
Profit on sale/redemption of investments	11,06,57,730	10,33,59,286
Profit on inter-scheme transfer/sale of investments	-	-
Unrealized gain on appreciation in investments	57,05,14,502	-
Other Income	-	3
Total	1,68,11,62,817	87,04,18,180
Expenses and Losses		
Unrealized losses in value of investments	-	67,21,14,049
Loss on sale/redemption of investments	56,58,496	-
Loss on inter-scheme transfer/sale of investments	-	-
Management fees	81,61,038	68,36,269
NPS Trust fees	7,87,371	6,08,749
Custodian fees	-	60,508
Depository and settlement charges	97,653	20,085
Provision reversal due to NPA recovery	-	-
Other Expenses	-	-
Total	1,47,04,558	67,96,39,660
Surplus/(Deficit) for the year	1,66,64,58,259	19,07,78,520
Less: Amount transferred to Unrealized appreciation account	57,05,14,502	(67,21,14,049)
Less: Amount transferred to General Reserve	1,09,59,43,757	86,28,92,569
Amount carried forward to Balance Sheet	-	-

For LIC Pension Fund Ltd



MD & CEO





Date: 12 OCT 2023

Place: Mumbai

NATIONAL PENSION SYSTEM TRUST

NPS TRUST - A/C LIC PENSION FUND LIMITED'S PENSION FUND SCHEME - CORP CG

NOTES ANNEXED TO AND FORMING PART OF THE BALANCE SHEET AS AT SEPT 30, 2023

Schedule 1	As at SEPT 30, 2023 ₹	As at SEPT 30, 2022 ₹
Unit Capital		
Initial Capital*		
Outstanding at the beginning of the year	11,71,30,35,187	9,80,00,08,759
Add :Units issued during the year	95,72,25,400	95,66,11,445
Less: Units redeemed during the year	11,96,73,571	10,87,10,972
Outstanding at the end of the year	<u>12,55,05,87,016</u>	<u>10,64,79,09,232</u>
(Face Value of Rs.10/- each unit, fully paid up)		
Outstanding units at the beginning of the year	1,17,13,03,519	98,00,00,876
Add :Units issued during the year	9,57,22,540	9,56,61,144
Less: Units redeemed during the year	1,19,67,357	1,08,71,097
Outstanding Units at the end of the year	<u>1,25,50,58,702</u>	<u>1,06,47,90,923</u>
Schedule 2	As at SEPT 30, 2023 ₹	As at SEPT 30, 2022 ₹
Reserves and Surplus		
Unit Premium Reserve		
Opening Balance	4,91,33,60,073	2,18,32,98,646
Add: Premium on Units issued	1,53,79,40,408	1,31,16,25,408
Less: Premium on Units redeemed	19,20,58,674	14,89,32,910
Closing Balance	<u>6,25,92,41,807</u>	<u>3,34,59,91,144</u>
General Reserve		
Opening Balance	12,11,49,60,761	10,26,42,30,165
Add: Transfer from Revenue Account	1,09,59,43,757	86,28,92,569
Less: Transfer to Unit Premium Reserve	-	-
Closing Balance	<u>13,21,09,04,518</u>	<u>11,12,71,22,734</u>
Unrealized Appreciation Account		
Opening Balance	61,99,42,740	1,26,63,11,765
Add: Adjustment for Previous years unrealized appreciation reserve	-	-
(Less)/Add: Transfer (to)/from Revenue Account	57,05,14,502	(67,21,14,049)
Closing Balance	<u>1,19,04,57,242</u>	<u>59,41,97,716</u>
Total	<u><u>20,66,06,03,567</u></u>	<u><u>15,06,73,11,594</u></u>
Schedule 3	As at SEPT 30, 2023 ₹	As at SEPT 30, 2022 ₹
Current Liabilities and Provisions		
Current Liabilities		
Redemption Payable	77,28,949	1,57,38,264
Contract for Purchase of Investments	-	-
TDS Payable	-	-
Sundry Creditors for expenses	16,03,499	13,40,704
Provision for assets upgraded as performing assets	-	-
Interest received in advance	-	-
Total	<u><u>93,32,448</u></u>	<u><u>1,70,78,968</u></u>



NATIONAL PENSION SYSTEM TRUST

NPS TRUST - A/C LIC PENSION FUND LIMITED'S PENSION FUND SCHEME - CORP CG

NOTES ANNEXED TO AND FORMING PART OF THE BALANCE SHEET AS AT SEPT 30, 2023

Schedule 4	As at SEPT 30, 2023 ₹	As at SEPT 30, 2022 ₹
Investments (Long Term and Short Term)		
Equity Shares	4,79,22,78,640	3,64,39,60,001
Preference Shares	-	-
Debentures and Bonds Listed/Awaiting Listing	9,42,95,42,023	7,88,48,38,701
Central and State Government Securities (including T-Bills)	17,77,96,31,680	13,01,45,42,426
Commercial Paper	-	-
AIF's/REITs/INVITs/ABS etc	-	-
Basel III Tier I bonds	-	-
Others - Mutual Fund Units	50,85,17,086	67,42,47,804
- Certificates of Deposit	-	-
Non Convertible Debentures classified as Non performing investment	-	3,00,00,000
Less: Provision on Non performing investment	-	(3,00,00,000)
Total	32,50,99,69,429	25,21,75,88,932

Schedule 5	As at SEPT 30, 2023 ₹	As at SEPT 30, 2022 ₹
Deposits		
Deposits with Scheduled Banks	-	-
Total	-	-

Schedule 6	As at SEPT 30, 2023 ₹	As at SEPT 30, 2022 ₹
Other Current Assets		
Outstanding and accrued Income	67,07,16,962	51,38,50,781
Balance with Trustee Bank	3,96,73,557	1
Application Pending Allotment	-	-
Contract for sale of investments	-	-
Interest Receivable on Non-Performing Investments	35,13,069	35,13,069
Less: Provision for interest on Non-Performing Investment	(35,13,069)	(35,13,069)
Dividend Receivable	1,63,083	9,55,080
Brokerage receivable from LIC Pension Fund Ltd.	-	-
Margin Money	-	-
Redemption receivable on Non performing Investment	4,72,29,421	2,00,00,000
Less: Provision for Non performing investment	(4,72,29,421)	(2,00,95,000)
Total	71,05,53,602	51,47,10,862



NATIONAL PENSION SYSTEM TRUST

NPS TRUST - A/C LIC PENSION FUND LIMITED'S PENSION FUND SCHEME - ATAL PENSION YOJANA

HALF YEARLY (UN AUDITED) BALANCE SHEET AS AT SEPTEMBER 30, 2023

	Schedules	As at Sept. 30, 2023 ₹	As at Sept. 30, 2022 ₹
Liabilities			
Unit Capital	1	50,45,56,78,166	41,46,50,11,663
Reserves and Surplus	2	52,72,94,00,341	35,88,96,90,986
Current Liabilities and Provisions	3	3,13,10,639	1,79,54,281
Total		1,03,21,63,89,146	77,37,26,56,930
Assets			
Investments	4	1,00,83,06,47,103	75,82,83,79,276
Deposits	5	-	-
Other Current Assets	6	2,38,57,42,043	1,54,42,77,654
Total		1,03,21,63,89,146	77,37,26,56,930
(a) Net assets as per Balance Sheet		1,03,18,50,78,507	77,35,47,02,649
(b) Number of Units outstanding		5,04,55,67,817	4,14,65,01,166
(c) NAV Per Units		20.4506	18.6554

For LIC Pension Fund Ltd


MD & CEO

Date: 12 OCT 2023
Place: Mumbai



NATIONAL PENSION SYSTEM TRUST

NPS TRUST - A/C LIC PENSION FUND LIMITED'S PENSION FUND SCHEME - ATAL PENSION YOJANA

HALF YEARLY (UN AUDITED) REVENUE ACCOUNT FOR THE HALF YEAR ENDED SEPTEMBER 30, 2023

Particulars	Half Year ended Sept 30, 2023 ₹	Half Year ended Sept 30, 2022 ₹
Income		
Dividend	13,96,99,773	10,02,36,302
Interest	2,90,82,39,277	2,14,72,21,294
Profit on sale/redemption of investments	26,69,06,809	14,06,78,558
Profit on inter-scheme transfer/sale of investments	-	-
Unrealized gain on appreciation in investments	1,89,22,96,522	(1,86,94,05,392)
Other Income	-	4
Total	5,20,71,42,381	51,87,30,766
Expenses and Losses		
Unrealized losses in value of investments	-	-
Loss on sale/redemption of investments	54,26,059	-
Loss on inter-scheme transfer/sale of investments	-	-
Management fees	2,51,66,038	2,03,30,980
NPS Trust fees	24,28,087	18,10,522
Custodian fees	-	1,77,894
Depository and settlement charges	3,14,710	43,002
Provision for Non-Performing assets	-	-
Other Expenses	-	-
Total	3,33,34,894	2,23,62,398
Surplus/(Deficit) for the year	5,17,38,07,487	49,63,68,368
Less: Amount transferred to Unrealized appreciation account	1,89,22,96,522	(1,86,94,05,392)
Less: Amount transferred to General Reserve	3,28,15,10,965	2,36,57,73,760
Amount carried forward to Balance Sheet	-	-

For LIC Pension Fund Ltd


MD & CEO



Date: 12 OCT 2023
Place: Mumbai

NATIONAL PENSION SYSTEM TRUST

NPS TRUST - A/C LIC PENSION FUND LIMITED'S PENSION FUND SCHEME - ATAL PENSION YOJANA

NOTES ANNEXED TO AND FORMING PART OF THE BALANCE SHEET AS AT SEPTEMBER 30, 2023

Schedule 1	As at Sept. 30, 2023 ₹	As at Sept. 30, 2022 ₹
Unit Capital		
Initial Capital*		
Outstanding at the beginning of the year	46,04,96,17,207	37,27,01,95,406
Add :Units issued during the year	5,55,00,24,432	5,06,80,25,882
Less: Units redeemed during the year	1,14,39,63,473	87,32,09,625
Outstanding at the end of the year	50,45,56,78,166	41,46,50,11,663
(Face Value of Rs.10/- each unit, fully paid up)		
Outstanding units at the beginning of the year	4,60,49,61,721	3,72,70,19,541
Add :Units issued during the year	55,50,02,443	50,68,02,588
Less: Units redeemed during the year	11,43,96,347	8,73,20,963
Outstanding Units at the end of the year	5,04,55,67,817	4,14,65,01,166
Schedule 2	As at Sept. 30, 2023 ₹	As at Sept. 30, 2022 ₹
Reserves and Surplus		
Unit Premium Reserve		
Opening Balance	25,47,64,14,522	17,81,52,35,587
Add: Premium on Units issued	5,58,88,02,784	4,22,76,74,715
Less: Premium on Units redeemed	1,15,38,52,128	72,64,50,956
Closing Balance	29,91,13,65,178	21,31,64,59,346
General Reserve		
Opening Balance	15,97,09,71,059	10,81,86,39,242
Add: Transfer from Revenue Account	3,28,15,10,965	2,36,57,73,760
Less: Transfer to Unit Premium Reserve	-	-
Closing Balance	19,25,24,82,024	13,18,44,13,002
Unrealized Appreciation Account		
Opening Balance	1,67,32,56,617	3,25,82,24,030
Add: Adjustment for Previous years unrealized appreciation reserve	-	-
Add/(Less): Transfer from/(to) Revenue Account	1,89,22,96,522	(1,86,94,05,392)
Closing Balance	3,56,55,53,139	1,38,88,18,638
Total	52,72,94,00,341	35,88,96,90,986
Schedule 3	As at Sept. 30, 2023 ₹	As at Sept. 30, 2022 ₹
Current Liabilities and Provisions		
Current Liabilities		
Redemption Payable	2,63,10,584	1,39,51,913
Contract for Purchase of Investments	-	-
TDS Payable	-	-
Sundry Creditors for expenses	50,00,055	40,02,368
Provision for assets upgraded as performing assets	-	-
Interest received in advance	-	-
Total	3,13,10,639	1,79,54,281



Schedule 4	As at Sept. 30, 2023 ₹	As at Sept. 30, 2022 ₹
Investments (Long Term and Short Term)		
Equity Shares	14,95,93,70,708	11,13,14,05,872
Preference Shares	-	-
Debentures and Bonds Listed/Awaiting Listing	29,07,89,38,046	23,68,34,62,178
Central and State Government Securities (including T-Bills)	55,44,34,82,580	38,49,48,67,949
Commercial Paper	-	-
AIF's/REITs/INVITs/ABS etc	-	-
Basel III Tier I bonds	-	-
Others - Mutual Fund Units	1,34,88,55,769	2,51,86,43,277
- Certificates of Deposit	-	-
Non Convertible Debentures classified as NPA	-	3,00,00,000
Less: Provision on Non performing investment	-	(3,00,00,000)
Total	1,00,83,06,47,103	75,82,83,79,276

Schedule 5	As at Sept. 30, 2023 ₹	As at Sept. 30, 2022 ₹
Deposits		
Deposits with Scheduled Banks	-	-
Total	-	-

Schedule 6	As at Sept. 30, 2023 ₹	As at Sept. 30, 2022 ₹
Other Current Assets		
Outstanding and accrued income	2,03,69,90,737	1,53,08,39,856
Balance with Trustee Bank	34,72,65,677	99,34,995
Application Pending Allotment	-	-
Contract for sale of investments	-	-
Interest Receivable on Non-Performing Investments	25,03,069	25,03,069
Less: Provision for interest on Non-Performing Investment	(25,03,069)	(25,03,069)
Dividend Receivable	14,85,629	35,02,803
Sundry Debtors	-	-
Redemption receivable on Non performing Investment	3,72,29,421	1,00,00,000
Less: Provision for Non performing investment	(3,72,29,421)	(1,00,00,000)
Total	2,38,57,42,043	1,54,42,77,654



NATIONAL PENSION SYSTEM TRUST

NPS TRUST - A/C LIC PENSION FUND LIMITED'S PENSION FUND SCHEME - A TIER I

HALF YEARLY (UN AUDITED) BALANCE SHEET AS AT SEPTEMBER 30, 2023

	Schedules	As at Sept. 30, 2023 ₹	As at Sept. 30, 2022 ₹
Liabilities			
Unit Capital	1	8,99,17,761	6,12,69,314
Reserves and Surplus	2	5,64,63,542	3,41,54,987
Current Liabilities and Provisions	3	2,40,901	80,893
Total		<u>14,66,22,204</u>	<u>9,55,05,194</u>
Assets			
Investments	4	14,06,39,494	9,20,40,894
Deposits	5	-	-
Other Current Assets	6	59,82,710	34,64,300
Total		<u>14,66,22,204</u>	<u>9,55,05,194</u>
(a) Net assets as per Balance Sheet		14,63,81,303	9,54,24,301
(b) Number of Units outstanding		89,91,776	61,26,931
c) NAV Per Units	7	16.2795	15.5746

For LIC Pension Fund Ltd


MD & CEO



Date: 12 OCT 2023
Place: Mumbai

NATIONAL PENSION SYSTEM TRUST

NPS TRUST - A/C LIC PENSION FUND LIMITED'S PENSION FUND SCHEME - A TIER I

HALF YEARLY (UN AUDITED) REVENUE ACCOUNT FOR THE HALF YEAR ENDED SEPTEMBER 30, 2023

Particulars	HALF Year ended Sept 30, 2023 ₹	HALF Year ended Sept 30, 2022 ₹
Income		
Dividend	6,63,000	3,06,000
Interest	45,80,768	23,28,335
Profit on sale/redemption of investments	3,28,836	5,10,850
Profit on inter-scheme transfer/sale of investments	-	-
Unrealized gain on appreciation in investments	-	(2,22,956)
Other Income	-	1
Total	55,72,604	29,22,230
Expenses and Losses		
Unrealized losses in value of investments	27,16,974	-
Loss on sale/redemption of investments	-	-
Loss on inter-scheme transfer/sale of investments	-	-
Management fees	35,652	24,384
NPS Trust fees	3,440	2,172
Custodian fees	-	210
Depository and settlement charges	298	-
Other Expenses	-	-
Total	27,56,364	26,766
Surplus/(Deficit) for the year	28,16,240	28,95,463
Less: Amount transferred to Unrealized appreciation account	(27,16,974)	(2,22,956)
Less: Amount transferred to General Reserve	55,33,214	31,18,419
Amount carried forward to Balance Sheet	-	-

For LIC Pension Fund Ltd



MD & CEO



Date: 12 OCT 2023
Place: Mumbai

NATIONAL PENSION SYSTEM TRUST

NPS TRUST - A/C LIC PENSION FUND LIMITED'S PENSION FUND SCHEME - A TIER I

NOTES ANNEXED TO AND FORMING PART OF THE BALANCE SHEET AS AT SEPTEMBER 30, 2023

Schedule 1	As at Sept. 30, 2023 ₹	As at Sept. 30, 2022 ₹
Unit Capital		
Initial Capital*		
Outstanding at the beginning of the year	7,96,86,200	4,96,31,521
Add :Units issued during the year	1,78,20,779	1,51,58,727
Less: Units redeemed during the year	75,89,218	35,20,934
Outstanding at the end of the year	8,99,17,761	6,12,69,314
(Face Value of Rs.10/- each unit, fully paid up)		
Outstanding units at the beginning of the year	79,68,620	49,63,152
Add :Units issued during the year	17,82,078	15,15,872
Less: Units redeemed during the year	7,58,922	3,52,093
Outstanding Units at the end of the year	89,91,776	61,26,931
Schedule 2	As at Sept. 30, 2023 ₹	As at Sept. 30, 2022 ₹
Reserves and Surplus		
Unit Premium Reserve		
Opening Balance	3,39,66,301	1,71,72,493
Add: Premium on Units issued	1,10,45,315	79,82,119
Less: Premium on Units redeemed	46,94,637	18,67,233
Closing Balance	4,03,16,979	2,32,87,379
General Reserve		
Opening Balance	1,49,04,468	74,63,881
Add: Transfer from Revenue Account	55,33,214	31,18,420
Less: Transfer to Unit Premium Reserve	-	-
Closing Balance	2,04,37,682	1,05,82,301
Unrealized Appreciation Account		
Opening Balance	(15,74,145)	5,08,263
Add: Adjustment for Previous years unrealized appreciation reserve	-	-
Add/(Less): Transfer from/(to) Revenue Account	(27,16,974)	(2,22,956)
Closing Balance	(42,91,119)	2,85,307
Total	5,64,63,542	3,41,54,987
Schedule 3	As at Sept. 30, 2023 ₹	As at Sept. 30, 2022 ₹
Current Liabilities and Provisions		
Current Liabilities		
Redemption Payable	2,33,841	76,081
TDS Payable	-	-
Sundry Creditors for expenses	7,060	4,812
Total	2,40,901	80,893



Schedule 4	As at Sept. 30, 2023 ₹	As at Sept. 30, 2022 ₹
Investments (Long Term and Short Term)		
Equity Shares	1,21,95,120	85,91,960
Preference Shares	-	-
Debentures and Bonds Listed/Awaiting Listing	-	-
Central and State Government Securities (including T-Bills)	-	-
AIF's/REITs/INVITs/ABS etc	-	-
Basel III Tier I bonds	12,14,54,707	7,22,71,746
Commercial Paper	-	-
Others - Mutual Fund Units	69,89,667	1,11,77,188
- Certificates of Deposit	-	-
Total	14,06,39,494	9,20,40,894

Schedule 5	As at Sept. 30, 2023 ₹	As at Sept. 30, 2022 ₹
Deposits		
Deposits with Scheduled Banks	-	-
Total	-	-

Schedule 6	As at Sept. 30, 2023 ₹	As at Sept. 30, 2022 ₹
Other Current Assets		
Outstanding and accrued Income	58,12,605	33,83,915
Balance with Trustee Bank	1,70,105	80,385
Dividend Receivable	-	-
Interest Receivable on Non-Performing Investments	-	-
Less: Provision for interest on Non-Performing Investment	-	-
Contract for sale of investments	-	-
Sundry Debtors	-	-
Redemption receivable on Non performing Investment	-	-
Less: Provision for Non performing investment	-	-
Total	59,82,710	34,64,300



NATIONAL PENSION SYSTEM TRUST

NPS TRUST - A/C LIC PENSION FUND LIMITED'S PENSION FUND SCHEME - TAX SAVER TIER II

HALF YEARLY (UN AUDITED) BALANCE SHEET AS AT SEPTEMBER 30, 2023

	Schedules	As at Sept. 30, 2023 ₹	As at Sept. 30, 2022 ₹
Liabilities			
Unit Capital	1	1,35,02,942	85,98,497
Reserves and Surplus	2	30,25,086	10,65,855
Current Liabilities and Provisions	3	1,121	960
Total		1,65,29,149	96,65,312
Assets			
Investments	4	1,58,77,126	95,48,253
Deposits	5	-	-
Other Current Assets	6	6,52,023	1,17,059
Total		1,65,29,149	96,65,312
(a) Net assets as per Balance Sheet		1,65,28,028	96,64,352
(b) Number of Units outstanding		13,50,294	8,59,850
c) NAV Per Units		12.2403	11.2396

For LIC Pension Fund Ltd



MD & CEO



Date: 12 OCT 2023
Place: Mumbai

NATIONAL PENSION SYSTEM TRUST

NPS TRUST - A/C LIC PENSION FUND LIMITED'S PENSION FUND SCHEME - TAX SAVER TIER II

HALF YEARLY (UN AUDITED) REVENUE ACCOUNT FOR THE HALF YEAR ENDED SEPTEMBER 30, 2023

Particulars	Half Year ended Sept 30, 2023 ₹	Half Year ended Sept 30, 2022 ₹
Income		
Dividend	14,745	11,729
Interest	3,59,557	64,399
Profit on sale/redemption of investments	2,31,584	1,74,814
Profit on inter-scheme transfer/sale of investments	-	-
Unrealized gain on appreciation in investments	1,76,484	776
Other Income	-	1
Total	7,82,370	2,51,719
Expenses and Losses		
Unrealized losses in value of investments	-	-
Loss on sale/redemption of investments	-	-
Loss on inter-scheme transfer/sale of investments	-	-
Management fees	4,070	2,485
NPS Trust fees	393	221
Custodian fees	-	197
Depository and settlement charges	444	832
Other Expenses	-	-
Total	4,906	3,735
Surplus/(Deficit) for the year	7,77,464	2,47,984
Less: Amount transferred to Unrealized appreciation account	1,76,484	776
Less: Amount transferred to General Reserve	6,00,980	2,47,208
Amount carried forward to Balance Sheet	-	-

For LIC Pension Fund Ltd

MD & CEO

Date: 12 OCT 2023
Place: Mumbai



NATIONAL PENSION SYSTEM TRUST

NPS TRUST - A/C LIC PENSION FUND LIMITED'S PENSION FUND SCHEME - TAX SAVER TIER II

NOTES ANNEXED TO AND FORMING PART OF THE BALANCE SHEET AS AT SEPTEMBER 30, 2023

Schedule 1	As at Sept. 30, 2023 ₹	As at Sept. 30, 2022 ₹
Unit Capital		
Initial Capital*		
Outstanding at the beginning of the year	1,22,60,572	71,07,279
Add :Units issued during the year	12,42,370	14,91,218
Less: Units redeemed during the year	-	-
Outstanding at the end of the year	1,35,02,942	85,98,497
(Face Value of Rs.10/- each unit, fully paid up)		
Outstanding units at the beginning of the year	12,26,057	7,10,728
Add :Units issued during the year	1,24,237	1,49,122
Less: Units redeemed during the year	-	-
Outstanding Units at the end of the year	13,50,294	8,59,850

Schedule 2	As at Sept. 30, 2023 ₹	As at Sept. 30, 2022 ₹
Reserves and Surplus		
Unit Premium Reserve		
Opening Balance	10,98,982	3,92,712
Add: Premium on Units issued	2,38,326	1,50,085
Less: Premium on Units redeemed	-	-
Closing Balance	13,37,308	5,42,797
General Reserve		
Opening Balance	9,07,696	2,66,511
Add: Transfer from Revenue Account	6,00,980	2,47,208
Less: Transfer to Unit Premium Reserve	-	-
Closing Balance	15,08,676	5,13,719
Unrealized Appreciation Account		
Opening Balance	2,618	8,563
Add: Adjustment for Previous years unrealized appreciation reserve	-	-
Add/(Less): Transfer from/(to) Revenue Account	1,76,484	776
Closing Balance	1,79,102	9,339
Total	30,25,086	10,65,855

Schedule 3	As at Sept. 30, 2023 ₹	As at Sept. 30, 2022 ₹
Current Liabilities and Provisions		
Current Liabilities		
Contract for Purchase of Investments	-	-
TDS Payable	-	-
Sundry Creditors for expenses	1,121	960
Total	1,121	960



Schedule 4	As at Sept. 30, 2023 ₹	As at Sept. 30, 2022 ₹
Investments (Long Term and Short Term)		
Equity Shares	20,81,848	11,83,046
Preference Shares	-	-
Debentures and Bonds Listed/Awaiting Listing	-	-
Central and State Government Securities (including T-Bills)	1,15,69,623	38,20,653
AIF's/REITs/INVITs/ABS etc	-	-
Basel III Tier I bonds	3,48,720	3,22,569
Commercial Paper	-	-
Others - Mutual Fund Units	18,76,935	42,21,985
- Certificates of Deposit	-	-
Total	1,58,77,126	95,48,253

Schedule 5	As at Sept. 30, 2023 ₹	As at Sept. 30, 2022 ₹
Deposits		
Deposits with Scheduled Banks	-	-
Total	-	-

Schedule 6	As at Sept. 30, 2023 ₹	As at Sept. 30, 2022 ₹
Other Current Assets		
Outstanding and accrued Income	2,33,195	71,438
Balance with Trustee Bank	4,18,828	44,496
Dividend Receivable	-	1,125
Interest Receivable on Non-Performing Investments	-	-
Less: Provision for interest on Non-Performing Investment	-	-
Contract for sale of investments	-	-
Sundry Debtors	-	-
Redemption receivable on Non performing Investment	-	-
Less: Provision for Non performing investment	-	-
Total	6,52,023	1,17,059




NATIONAL PENSION SYSTEM TRUST

NPS TRUST - A/C LIC PENSION FUND LIMITED'S PENSION FUND SCHEME - APY FUND SCHEME

HALF YEARLY (UN AUDITED) BALANCE SHEET AS AT SEPTEMBER 30, 2023

	Schedules	As at Sept. 30, 2023 ₹	As at Sept. 30, 2022 ₹
Liabilities			
Unit Capital	1	1,89,68,49,126	-
Reserves and Surplus	2	9,19,05,725	-
Current Liabilities and Provisions	3	87,801	-
Total		1,98,88,42,652	-
Assets			
Investments	4	1,93,71,11,101	-
Deposits	5	-	-
Other Current Assets	6	5,17,31,551	-
Total		1,98,88,42,652	-
(a) Net assets as per Balance Sheet		1,98,87,54,851	-
(b) Number of Units outstanding		18,96,84,913	-
(c) NAV per Unit		10.4845	-

For LIC Pension Fund Ltd


MD & CEO

Date: 12 OCT 2023
Place: Mumbai



NPS TRUST - A/C LIC PENSION FUND LIMITED'S PENSION FUND SCHEME - APY FUND SCHEME

HALF YEARLY (UN AUDITED) REVENUE ACCOUNT FOR THE HALF YEAR ENDED SEPTEMBER 30, 2023

Particulars	Half Year ended Sept 30, 2023 ₹	Half Year ended Sept 30, 2022 ₹
Income		
Dividend	20,75,367	-
Interest	5,09,00,132	-
Profit on sale/redemption of investments	1,71,37,650	-
Profit on inter-scheme transfer/sale of investments	-	-
Unrealized gain on appreciation in investments	1,95,01,627	-
Other Income	-	-
Total	8,96,14,776	-
Expenses and Losses		
Unrealized losses in value of investments	-	-
Loss on sale/redemption of investments	-	-
Loss on inter-scheme transfer/sale of investments	-	-
Management fees	5,05,206	-
NPS Trust fees	-	-
Custodian fees	3,967	-
Depository and settlement charges	10,001	-
Provision reversal due to NPA recovery	-	-
Other Expenses	-	-
Total	5,19,174	-
Surplus/(Deficit) for the year	8,90,95,602	-
Less: Amount transferred to Unrealized appreciation account	1,95,01,627	-
Less: Amount transferred to General Reserve	6,95,93,975	-
Amount carried forward to Balance Sheet	-	-

Significant Accounting Policies and Notes to Accounts

This is the Revenue Account referred to in our report of even date.

For LIC Pension Fund Ltd



MD & CEO



Date: 12 OCT 2023
Place: Mumbai

NATIONAL PENSION SYSTEM TRUST

NPS TRUST - A/C LIC PENSION FUND LIMITED'S PENSION FUND SCHEME - APY FUND SCHEME

NOTES ANNEXED TO AND FORMING PART OF THE BALANCE SHEET AS AT SEPT 30, 2023

Schedule 1	As at Sept. 30, 2023 ₹	As at Sept. 30, 2022 ₹
Unit Capital		
Initial Capital*		
Outstanding at the beginning of the year	1,82,70,00,000	-
Add :Units issued during the year	6,98,49,126	-
Less: Units redeemed during the year	-	-
Outstanding at the end of the year	<u>1,89,68,49,126</u>	<u>-</u>
 (Face Value of Rs.10/- each unit, fully paid up)		
Outstanding units at the beginning of the year	18,27,00,000	-
Add :Units issued during the year	69,84,913	-
Less: Units redeemed during the year	-	-
Outstanding Units at the end of the year	<u>18,96,84,913</u>	<u>-</u>
 Reserves and Surplus		
Unit Premium Reserve		
Opening Balance	-	-
Add: Premium on Units issued	1,50,874	-
Less: Premium on Units redeemed	-	-
Closing Balance	<u>1,50,874</u>	<u>-</u>
General Reserve		
Opening Balance	8,02,055	-
Add: Transfer from Revenue Account	6,95,93,975	-
Less: Transfer to Unit Premium Reserve	-	-
Closing Balance	<u>7,03,96,030</u>	<u>-</u>
Unrealized Appreciation Account		
Opening Balance	18,57,194	-
Add: Adjustment for Previous years unrealized appreciation reserve	-	-
Add/(Less): Transfer from/(to) Revenue Account	1,95,01,627	-
Closing Balance	<u>2,13,58,821</u>	<u>-</u>
Total	<u><u>9,19,05,725</u></u>	<u><u>-</u></u>
Schedule 3	As at Sept. 30, 2023 ₹	As at Sept. 30, 2022 ₹
Current Liabilities and Provisions		
Current Liabilities		
Redemption Payable	-	-
Contract for Purchase of Investments	-	-
TDS Payable	-	-
Sundry Creditors for expenses	87,801	-
Provision for assets upgraded as performing assets	-	-
Interest received in advance	-	-
Total	<u><u>87,801</u></u>	<u><u>-</u></u>



NATIONAL PENSION SYSTEM TRUST

NPS TRUST - A/C LIC PENSION FUND LIMITED'S PENSION FUND SCHEME - APY FUND SCHEME

NOTES ANNEXED TO AND FORMING PART OF THE BALANCE SHEET AS AT SEPT 30, 2023

Schedule 4	As at Sept. 30, 2023 ₹	As at Sept. 30, 2022 ₹
Investments (Long Term and Short Term)		
Equity Shares	24,60,62,012	-
Preference Shares	-	-
Debentures and Bonds Listed/Awaiting Listing	47,07,91,460	-
Central and State Government Securities (including T-Bills)	1,17,65,73,680	-
Commercial Paper	-	-
AIF's/REITs/INVITs/ABS etc	-	-
Basel III Tier I bonds	-	-
Others - Mutual Fund Units	4,36,83,949	-
- Certificates of Deposit	-	-
Non Convertible Debentures classified as NPA	-	-
Less: Provision on Non performing investment	-	-
Total	1,93,71,11,101	-

Schedule 5	As at Sept. 30, 2023 ₹	As at Sept. 30, 2022 ₹
Deposits		
Deposits with Scheduled Banks	-	-
Total	-	-

Schedule 6	As at Sept. 30, 2023 ₹	As at Sept. 30, 2022 ₹
Other Current Assets		
Outstanding and accrued Income	4,15,22,985	-
Balance with Trustee Bank	99,91,066	-
Application Pending Allotment	-	-
Contract for sale of investments	-	-
Interest Receivable on Non-Performing Investments	-	-
Less: Provision for interest on Non-Performing Investment	-	-
Dividend Receivable	2,17,500	-
Brokerage receivable from LIC Pension Fund Ltd.	-	-
Margin Money	-	-
Redemption receivable on Non performing Investment	-	-
Less: Provision for Non performing investment	-	-
Total	5,17,31,551	-

